




# UTP Keystone Jack Instruction




- Strip about 4.0cm of cable jacket, cut blue and green pairs 0.5cm shorter.




- According to color code, push down each untwisted pair through the cap hole all the way down.



- Place the cable-tie through cap ring, and cut the tail after tied up the cable.




- Arrange the wires.



- Put keystone into the holder



- Clamp down.



- Cut off redundant wires edgewise.



- Complete termination.

